

# Extension Website Cloverbud Information Section for 2025 Fair (details for the new sections, put in order requested)

## 1. Cloverbud Shop & Crop

Cloverbuds – get ready to show off what you’ve created/grown! This shop and crop is a scaled down version of the 4-H member Shop & Crop – but just as exciting! Cloverbud members will drop off their items before fair starts with a maximum of 2 entries per class. All items will be displayed in the designated Cloverbud exhibit area – so bring your family and friends by to see all that they have created this year! Further details are provided in the new Cloverbud Department section of the annual Fairbook.

Cloverbud Shop & Crop Classes:

- Garden Produce – any variety, 1 item (tomato, corn, squash, potato, cabbage, etc.)
- Flower – any flower, 1 stem
- Photography – 5x7 or smaller
- Legos – any design, 10x10 or smaller
- Artwork – 8.5x11 or smaller, any medium (watercolor, painting, drawing, etc.)

Drop Off Date: Friday, July 18<sup>th</sup> or Saturday, July 19<sup>th</sup> between 10am-4pm

**BUTTON:** Cloverbud Shop & Crop – No Registration Needed

## 2. Cloverbud Mini Project

Designed for Cloverbuds to learn more about 4-H, get some experience with working on projects, and practice their interviewing skills! This newly designed activity helps the Cloverbuds learn the 4-H Pledge and lets them explore any topic of their choosing (animals, nutrition, clothing, art, mechanics, anything!) and show off what they learned. They will create a display item (Shoe Box, Canvas, Poster, Legos, etc.) and will have a 5–7-minute interview to recite the pledge and discuss their display item and learnings from their work. Further details are provided in the new Cloverbud Department section of the annual Fairbook.

**MINI PROJECT BOOKLET IS BELOW**

Program Date: Monday, July 21<sup>st</sup>, 2025, from 9am-12pm opposite the Art Hall in the Multipurpose Building

**BUTTON:** Register for Cloverbud Mini Project Interviews

Link for button: <https://www.signupgenius.com/go/70A0F4CABAB29A6FF2-57215274-cloverbud>

## 3. No-Bake Bake-In Contest

## 4. Cloverbud Veggie/Fruit Car Race




## 5. Farmertown USA

## 6. Barnyard Rodeo






Join us for the exciting Barnyard Rodeo at the Fairgrounds, an event open to ALL ages and fun for everyone! Youth participants will have the chance to race through a variety of entertaining stations, including a three-legged race, “pen the pig” challenge, stick horse race, and more. At the end of the event, prizes will be awarded to participants, making it a day of fun and friendly competition. Come on down and join the fun – it’s a rodeo you won’t want to miss!

Program Date: Friday, July 25<sup>th</sup> at 10am, outside of the Small Animal Barn

**BUTTON:** Registration begins at X:XXam (I do not know this info – update as needed)



# CLOVERBUD MINI PROJECTS





# INSTRUCTIONS



**This project is open to all registered 4-H Cloverbuds, ages 5–8.**

**The goal of this activity book is to provide our youngest members with early exposure to public speaking, the opportunity to explore new topics, and a chance to discover potential project interests as they prepare for Jr. 4-H membership. Parents and guardians are encouraged to assist their Cloverbud, but we ask that you allow them to express their own creativity, especially in the creation of the display item.**

## **Project Details:**

- **Choose a Topic**- Cloverbuds will select a topic of interest to research and explore.
- **Complete the Packet**- Fill out the Cloverbud Mini Project Packet, including all questions and activities. Parents may help with writing, but Cloverbuds should complete the artwork themselves.
- **Create a Display Item**- Decorate an item that represents a project area they're most excited to explore in the future.
  - Examples: Shoe Box, Canvas (8.5x11 or smaller), Poster (22x28 or smaller), Legos (10x10 or smaller).
- **Participate in a “mini interview”** - Be prepared to discuss the following information (approximately 5-7 minutes)
  - Name, age, and club name.
  - Recite the 4-H Pledge, including hand motions.
  - Discuss the decorated item – (why they chose the project, how they created it, and what they learned, etc.).



## MY MINI PROJECT

**Name:** \_\_\_\_\_

**Age:** \_\_\_\_\_

**4-H Club Name:** \_\_\_\_\_

**Advisor Name:** \_\_\_\_\_

**Project Topic:** \_\_\_\_\_



# THE 4-H PLEDGE



**I pledge**

**My head to clearer thinking,  
(right hand points to head)**



**My heart to greater loyalty,  
(right hand over heart)**



**My hands to larger service, and  
(arms slightly bent, palms up)**



**My health to better living,  
(arms at sides)**



**For My Club, My Community,  
My Country, and My World.**







# DISPLAY



**Take a moment to illustrate what you would like your display item to look like below.**



# CONSTRUCTION



**Make a list. What supplies will you need to make your display item?**

---

---

---

---

---

**Who will be helping you construct your project?**

---

---

**When building your display item; what part do you think will be the most difficult?**

---

---

---

---

---



# REFLECTION



**What was the most difficult part of making your display item?**

---

---

---

---

**What was your favorite part about this project?**

---

---

---

---

**Do you see yourself taking more projects like this one in the future?**

---


---

---

---



# CLOVERBUD OPPORTUNITIES



7/20 SUNDAY

Swine Peewee Showmanship\*  
Sheep Peewee Showmanship\*

7/21 MONDAY

Cloverbud Mini Project  
Interviews

7/22 TUESDAY

No Bake Bake-In



7/23 WEDNESDAY

Beef Cattle Peewee  
Showmanship\*  
Goat Costume Show\*  
Cloverbuddies  
Veggie Car Race



7/24 THURSDAY

Farmer Town USA



7/25 FRIDAY

Barnyard Rodeo



## OTHER OPPORTUNITIES:

7/18 and 7/19 Cloverbud Shop and Crop Drop Off

Every Day 7/20-7/25 Royalty for the Day

\*Check with respective barns for verified show dates.