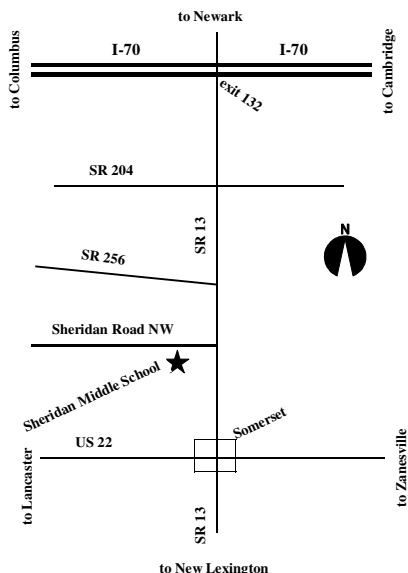


Directions to
Sheridan
Middle School:



Fabric Fair - A Fabricaholics Paradise

Clean out your fabric closets. Individuals wanting to SELL pieces of fabric 1/8 yard in length or greater, here's your chance. Put your fabric in a clear, self-closing, plastic bag. Enclose an index card with your name, county, and asking price. We'll sell your fabric and you get the proceeds. Cash Sales Only!



**People's Choice Contest: Apron
Youth & Adults
Contest rules enclosed!**

Door Prize Drawing and Contest Winners
announced at 3:15 p.m. ---
Must be present to win!!



Scissors sharpened for a nominal fee!!



A light lunch will be available at a
nominal cost or bring a sack lunch.



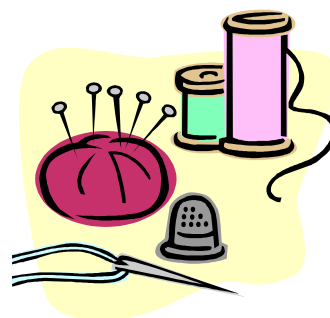
CFAES provides research and related educational programs to clientele on a nondiscriminatory basis. For more information:
<http://www.go.osu.edu/cfaesdiversity>

**2015
42nd Annual
Sewing
Smorgasbord
Saturday
March 21st**

Doors open at 8:30 a.m.

Classes – 9:15 a.m. – 3:05 p.m.

Everyone Welcome – Youth and Adults



**Sheridan Middle School
8660 Sheridan Road
Thornville, Ohio
(Perry County)**

Cost: \$8.00



THE OHIO STATE UNIVERSITY

COLLEGE OF FOOD, AGRICULTURAL,
AND ENVIRONMENTAL SCIENCES

No Pre-Registration

If you have questions, contact Cindy at 740-743-1602 or
e-mail at shuster.24@osu.edu



Classes & Descriptions

A Machine Technique for Embroidery with A Straight Stitch – 12:15 p.m. & 2:15 p.m. (Eleanor Berry, Sewing Professional, Fairfield County) Most sewing enthusiasts cannot afford an expensive computer operated embroidery machine. Come and learn this basic embroidery technique using a regular sewing machine.

"All About Threads and Needles" – 9:15 a.m. & 10:15 a.m. (Eleanor Berry, Sewing Professional, Fairfield County.) Learn the different types of threads from Pearl cotton weights to sewing threads and the best needles to use with them.

Bags, Purses and Totes – 10:15 a.m. & 1:15 p.m. (Wanda Unger, Sewing Professional, Coshocton County.) This class will discuss the difference between a bag, purse or tote. Learn the different types of handles/straps, how to attach them and tips for putting a zipper in your bag or purse. Instructions on how to make a Mesh Tote will be shared.

Basic Cross Stitch – 9:15 a.m. & 11:15 a.m. (Joyce Burrows, Sewing Professional, Licking County.) Learn the basics of cross stitching. Participants will make a small (10"x10") pillow top panel. **Kit including supplies will be available for \$5. (Class limit: 12)**

Basic Knit Stitch – 11:15 a.m. OFFERED ONCE (Joyce Lewis, Owner, The Yarn Shop, Franklin County.) Learn a new skill or revisit an old technique by attending this class focused on one basic knit stitch. Students should bring 10" size 8 knitting needles and worsted weight yarn. **Supplies will be available for \$7.**

Batting, Binding & Other Quilt Basics – 10:15 a.m. & 1:15 p.m. (Judy Loraditch and Jane Schehl, Sewing Professionals, Guernsey County.) Join Jane & Judy as they discuss various types of batting, binding options for your quilt and other basic quilt information.

Beginning Smocking – 9:15 a.m. & 11:15 a.m. (Eunice Hayes, Sewing Professional, Licking County.) Learn the basics of English smocking. English smocking is a centuries-old form of needlework consisting of surface embroidery stitches worked over gathered fabric. The kit includes pre-pleated Imperial batiste fabric, floss, ribbon, needle and instructions to complete a smocked bonnet, suitable for a newborn or doll. **Kit \$8. (Class limit: 15)**

Card Making Basics (Make it-Take it) - 10:15 a.m., 12:15 p.m. & 2:15 p.m. (Tawnya Roberts & Toni Ganson, Hocking County.) Leave this session with three completed projects. Learn different techniques, color, composition and texture. **Kit \$10. (Class limit: 10)**

Color Analysis Overview – 12:15 p.m. & 2:15 p.m. (Iris Taylor, Master Clothing Educator, Licking County.) Based upon the philosophy of "Color Me Beautiful," this introductory workshop will help you determine if you are a gold or silver; warm or cool; and what tints, shades and/or tones best suit your natural coloring. Workshop will include some paired and group activities.

Creating Texture on Paper and Fabric – 10:15 a.m. & 2:15 p.m. - (Mary Roediger, Master Clothing Educator, Athens County.) A growing number of products are being marketed to help scrapbookers, art journaling enthusiasts, and mixed media artists create amazing texture for their backgrounds. This session will look at a few available products as well as how to make texture with common items. Come prepared to make some texture! **Kit \$5. (Class limit: 25)**

Crochet a Ribbon Necklace – 1:15 p.m. OFFERED ONCE (Joyce Lewis, Owner, The Yarn Shop, Franklin County.) Add some "bling" to your attire when you learn to crochet a simple ribbon necklace. Participants should bring a G or H crochet hook, ribbon or ladder yarn, scissors and measuring tape. **Kit including yarn and hook will be available for \$7.**

Custom Drapery – 10:15 a.m. & 1:15 p.m. (Teresa Rathburn, Owner, The Brass Thimble Quilt Shop, Athens County.) Come and learn how to make custom valances and drapery for your home. Learn how to measure your windows, the different linings to use, and the variety of hardware available to use for installation.

Drop Earrings – 11:15 a.m. & 2:15 p.m. (Gena Fausel, Sewing Professional, Franklin County.) Learn how to make an earring using an eye pin or a headpin in this introductory class. You will also learn about findings and selecting beads, and other supplies. Each participant will leave class with a new pair of earrings and many helpful resources and tips to start you on your way to fashioning more. **Class fee: \$10. (Class limit: 10)**

Fiber Collage Greetings – 11:15 a.m. & 1:15 p.m. (Rosanna Pryor, Sewing Professional, Noble County.) Learn to imagine the possibilities. This class will help you consider wonderful ways to use fabric and other craft "leftovers" to create new projects. Will finish with a functional fabric postcard idea; the perfect greeting reflecting your personality.

Hand Embroidery - 9:15 a.m. – DOUBLE SESSION – OFFERED ONCE (Kelley Hughes, Owner, Threads for Freedom, Franklin County.) If you've wanted to try hand embroidery, come and try this FAST and FUN method. Skip the tracing and jump into stitching, learning both the back and stem stitches on a Dunroven House Cotton Tea Towel you can keep or give as a gift to a friend. **Kit \$10** (includes: Cotton Tea Towel, thread, pattern, and needle.) Bring your own scissors. **(Class limit: 12)**

Introduction to Rug Hooking – 11:15 a.m. & 1:15 p.m. (Maddy Fraioli, Owner, Rosehill Designs, Muskingum County.) Maddy will introduce the Folk Art Tradition of Rug Hooking. Tools, materials, satellite crafts, and sourcing will be shared, along with examples of Maddy's own hooked work.

Learn to Read Knitting & Crocheting Patterns – 9:15 a.m. & 11:15 a.m. (Rita Scanlon, Sewing Professional, Muskingum County.) Come learn to read the charts and symbols as they appear in knitting and crocheting patterns.

Let's Learn to Sew – 12:15 p.m. & 2:15 p.m. (Mary Smith, Sewing Professional, Greene County.) It's easy and fun. The class will include must have notions, fabric selection, operating a sewing machine, and introduction to pattern selection.

Magic in Quilting – 10:15 a.m. & 1:15 p.m. (Marla Work, Owner, The Quilted Work, Washington County.) A demonstration of various disappearing styles of quilts will be discussed and shared.

"Man Do You Need a Change?" – 10:15 a.m. & 1:15 p.m. (Debbie Pipes, Master Clothing Educator, Perry County.) Learn how to transform a Lg. or Xlg. men's shirt into an attractive and functional apron. Other ideas for up-cycling men's shirts will be shared.

Manipulated Magic – 9:15 a.m. & 12:15 p.m. (Wanda Stivison, Sewing Professional, Hocking County.) Learn how to make baskets, ornaments, needle cases and more. Everything from embellishing to manipulated folding techniques. This is a hands-on workshop where participants take home a finished project. Bring a needle, thread, scissors, a pen or chopstick for turning and assorted buttons (optional). **Fabric supply kit \$4. (Class limit: 20)**

Missouri Star Technique – 11:15 a.m. & 2:15 p.m. (Patsy Cruyton, Quilt Professional, Coshocton County.) Join Patsy for a demonstration of an easy method to make a large star block.

Needle Tatting for Beginners – DOUBLE SESSION - 9:15 a.m. & 12:15 p.m. (April Hewlett, Sewing Professional, Perry County.) Learn the art of needle tatting (poor man's lace) in this beginner's course. Supplies needed: #5 tatting needle with size 5 or #10 crochet thread. **Supplies available for a small fee. (Class limit: 10)**

Organizing Your Sewing Area Ergonomically – 12:15 p.m. – OFFERED ONCE (Cindy Shuster, Extension Educator, Family & Consumer Sciences, Perry County.) Learn to organize your sewing area ergonomically for maximum efficiency.

Paper Piecing Quilts -12:15 p.m. & 2:15 p.m. (Janice Wogan, Sewing Professional, Morgan County.) Learn techniques to produce fine points and precise seams turning complicated quilts into works of art.

Personalized Fitting – 10:15 a.m., 12:15 p.m. & 2:15 p.m. (Daphne Hedgecock, Master Clothing Educator, Madison County.) Do you need help fitting something...pants, skirt, dress, blouse, etc.? Here's your chance. Bring a camera, the item, pattern, pins, and extra fabric. Make sure you can put the garment on so Daphne can help fit it to you. **(Class Limit: 8)**

Quick Gifts for Giving or Teaching – 12:15 p.m. & 2:15 p.m. (Londa Burkett, Master Clothing Educator, Wood County.) These items are not hard to construct, but allow for LOTS of creativity! Each project offers basic sewing skills which make them great teaching tools, yet are not "too simple" for the accomplished sewer. Examples will be shown of felting, binding, fabric folding, quilting, embroidery projects and more!

Reinventing Your Old Clothes – 11:15 a.m. & 1:15 p.m. (Veronica Bagley, State 4-H Fashion Board Member, Medina County.) Everyone has a pair of jeans or old tee-shirt in their closet that never gets worn. Learn how to turn them into something totally new! Turn an old tee into a one-of-a-kind pillow, and reinvent old jeans into a totally new item you'll be proud to wear!

Ribbon Work – 9:15 a.m. & 1:15 p.m. (Linda Root, Sewing Professional, Preble County.) This class will offer basic and advanced samples of ribbon work. Come explore a variety of samples; what "ribbon work" means to some is very different to others. This is a make-it-take-it class for individuals with a basic understanding of hand sewing.

Sewing Scrappy Quilts – 9:15 a.m. & 11:15 a.m. (Bernadine Swingle, Owner, Snip 'N Stitch, Perry County.) Want to learn what you can do with the leftover scraps you've accumulate from other projects? Learn how to put them together to make an exciting quilt top, table topper, cushion or project of your choice.

Soup Bowl Cozies & Microwave Oven Mitts – 10:15 a.m. & 1:15 p.m. (Jane Toki, Owner, Me and Mom's Custom Creations, Muskingum County.) Protect your fingers from hot dishes in the microwave with these easy to make projects. Learn how to make microwavable soup bowl cozies and microwaveable oven mitts including the type of material to use. Patterns provided.

The Business of Teaching Sewing – 11:15 a.m. OFFERED ONCE (Cindy Shuster, Extension Educator, Family & Consumer Sciences, Perry County.) Learn how teaching others to sew can be fun and profitable.

Turn T-shirts into T-skirts – 9:15 a.m. & 11:15 a.m. (Kathryn Coursen, Master Clothing Educator, Hocking County.) Learn how to recycle a simple t-shirt into a fashionable skirt.

Why Vests? - 12:15 p.m. & 2:15 p.m. (Sunny Hickey, Sewing Professional, Montgomery County.) Attend this session to learn about fabrics, patterns and construction techniques that will help YOU answer the question WHY you need to add a vest or two to your wardrobe.

Class Schedule

(Please remember to turn off all cell phones.)

9:15 a.m.

- ♥ "All About Threads and Needles"
- ♥ Basic Cross Stitch
- ♥ Beginning Smocking
- ♥ Hand Embroidery – **DOUBLE SESSION – OFFERED ONCE**
- ♥ Learn to Read Knitting & Crochet Patterns
- ♥ Manipulated Magic
- ♥ Needle Tatting for Beginners – **DOUBLE SESSION**
- ♥ Ribbon Work
- ♥ Sewing Scrappy Quilts
- ♥ Turn T-shirts into T-shirts

10:15 a.m.

- ♥ "All About Threads and Needles"
- ♥ Bags, Purses, and Totes
- ♥ Batting, Binding & Other Quilt Basics
- ♥ Card Making Basics
- ♥ Creating Texture on Paper and Fabric
- ♥ Custom Drapery
- ♥ Hand Embroidery – **DOUBLE SESSION-Continued**
- ♥ Magic in Quilting
- ♥ "Man Do You Need a Change"
- ♥ Needle Tatting for Beginners – **DOUBLE SESSION- Continued**
- ♥ Personalized Fitting
- ♥ Soup Bowl Cozies & Microwave Oven Mitts

11:15 a.m.

- ♥ Basic Cross Stitch
- ♥ Basic Knit Stitch – **OFFERED ONCE**
- ♥ Beginning Smocking
- ♥ Drop Earrings
- ♥ Fiber Collage Greetings
- ♥ Introduction to Rug Hooking
- ♥ Learn to Read Knitting & Crochet Patterns
- ♥ Missouri Star Technique
- ♥ Reinventing Your Old Clothes
- ♥ Sewing Scrappy Quilts
- ♥ The Business of Teaching Sewing – **OFFERED ONCE**
- ♥ Turn T-shirts into T-shirts

12:15 p.m.


- ♥ A Machine Technique for Embroidery with A Straight Stitch
- ♥ Card Making Basics
- ♥ Color Analysis
- ♥ Ergonomics of Organizing Your Sewing Area – **OFFERED ONCE**
- ♥ Let's Learn to Sew
- ♥ Manipulated Magic
- ♥ Needle Tatting for Beginners – **DOUBLE SESSION**
- ♥ Paper Piecing Quilts
- ♥ Personalized Fitting
- ♥ Quick Gifts for Giving or Teaching
- ♥ Why Vests?

1:15 p.m.

- ♥ Bags, Purses, and Totes
- ♥ Batting, Binding & Other Quilt Basics
- ♥ Custom Drapery
- ♥ Crochet a Ribbon Necklace – **OFFERED ONCE**
- ♥ Fiber Collage Greetings
- ♥ Introduction to Rug Hooking
- ♥ Magic in Quilting
- ♥ "Man Do You Need a Change"
- ♥ Needle Tatting for Beginners – **DOUBLE SESSION- Continued**
- ♥ Reinventing Your Old Clothes
- ♥ Ribbon Work
- ♥ Soup Bowl Cozies & Microwave Oven Mitts

2:15 p.m.

- ♥ A Machine Technique for Embroidery with A Straight Stitch
- ♥ Card Making Basics
- ♥ Color Analysis
- ♥ Creating Texture on Paper and Fabric
- ♥ Drop Earrings
- ♥ Let's Learn to Sew
- ♥ Missouri Star Technique
- ♥ Paper Piecing Quilts
- ♥ Personalized Fitting
- ♥ Quick Gifts for Giving or Teaching
- ♥ Why Vests?



Sewing Smorgasbord Exhibitors

A Touch of Thread Quilting Gallery, Doug & Martha Creasy, Zanesville
Balancing Point Studio, Jo Ettore, Licking County
The Quilted Work, Marla Work, Whipple
Eileen's Basket & Totes, Eileen Barnes, Reynoldsburg
Ohio Make it With Wool, Mary Roediger, Director, Athens County
Sew Special Network, Donna Campbell & Becky Daniel, Danville
Neff's Country Loft, Beverly Neff, Belpre
The Yarn Shop, Joyce Lewis, Columbus
Me & Mom's Custom Creations, Jane Toki, Avondale
Chuck's Sewing Machine Repair, Chuck Lewis, Zanesville
Picking Up the Pieces, Pati Shambaugh, Columbus
Rosehill Designs, Maddy Fraioli, Roseville
Susie "Q" Designs, Linda Root, W. Manchester
Threads for Freedom, Kelley, Hughes, Columbus
The Brass Thimble, Teresa Rathburn, Glouster